


# Global Engineering Consultancy Specialist

Mining Operations  
Process Engineering



**REXLINE**  
ENGINEERING





**REXLINE**  
ENGINEERING

# INDEX

01. About us	3
02. Rexline Mechanical Engineering Services	8
03. Rexline Structural Engineering Services	10
04. Rexline Electrical Engineering Services Catalog	11
05. Rexline Civil Engineering Services	14
06. Rexline BIM Services	17
07. Rexline Geotechnical Survey Services	19
08. Rexline Metocean and Environmental Survey Services	20
09. Rexline Geophysical Survey Services	22
10. Rexline Survey and Mapping Services	24

---



## About us

Rexline is a leading engineering consulting firm dedicated to delivering innovative and sustainable solutions across multiple sectors, including civil, structural, mechanical, and electrical engineering. With a commitment to quality and client success, we leverage advanced technologies such as Building Information Modeling (BIM) to enhance project efficiency and collaboration.

Our team of over 100 skilled engineers is experienced in a diverse range of projects, from infrastructure development and industrial facilities to commercial buildings and specialized systems. We pride ourselves on our collaborative approach, building trusted relationships with clients and stakeholders to ensure seamless project execution.

At Rexline, we focus on understanding our clients' unique challenges and business goals, allowing us to design tailored solutions that improve reliability, productivity, and efficiency. Our comprehensive service offerings encompass planning, design, project management, and ongoing support, ensuring that we meet the evolving needs of our clients throughout all project phases.

Rexline Mining EPC consultancy (Engineering, Procurement, and Construction) for process engineering in mining operations offers comprehensive services to design, build, and commission the entire processing plant and associated infrastructure. This approach ensures a single point of responsibility, helping streamline project execution, reduce risks, and optimize costs.

## **Key Services Offered by Rexline**

### Engineering Design

#### 1. Feasibility Studies :

Conducting preliminary assessments to determine the technical and economic viability of mining projects. This encompasses mineral resource estimation, mine planning, processing plant design, and financial modeling.

#### 2. Process Design :

Developing comprehensive flow sheets for processing operations, which includes the selection of appropriate equipment and technologies for crushing, grinding, gravity separation, flotation, leaching, and recovery. This phase also involves conducting material and water balances, mass flow calculations, and designing control systems.

#### 3. Plant Layout and Infrastructure Design :

Designing the configuration of the processing plant and its ancillary infrastructure, including utilities, storage facilities, tailings management systems, and water treatment facilities. This includes site development, civil and structural design, as well as mechanical, electrical, and piping systems (MEP) and instrumentation.

#### 4. Environmental and Permitting Compliance :

Providing assistance with environmental impact assessments (EIAs), obtaining necessary permits, and ensuring compliance with local and international regulations pertaining to mining and processing activities.





## Procurement

### 1. Equipment Specification and Sourcing :

Identifying and detailing the specifications for equipment required for the project, including crushers, mills, flotation cells, leach tanks, conveyors, pumps, and instrumentation.

### 2. Vendor Evaluation and Management :

Assessing potential vendors and suppliers, managing the bidding process, and selecting the most suitable suppliers for equipment, materials, and services based on cost, quality, and delivery timelines.

### 3. Contract Management :

Drafting contracts, negotiating terms, and managing supplier relationships to ensure timely delivery and adherence to project specifications.

## Construction and Implementation

### 1. Project Management :

Overseeing the entire construction phase, which includes planning, scheduling, cost control, quality assurance, risk management, and maintaining communication with stakeholders.

### 2. Site Preparation and Civil Works :

Managing site development activities, including earthworks, foundation construction, drainage systems, and the erection of buildings and other structures.

### 3. Mechanical, Electrical, and Piping (MEP) Installation :

Coordinating the installation of mechanical and electrical equipment, piping, and instrumentation. This includes supervising contractors to ensure compliance with design specifications.

### 4. Automation and Control Systems Integration :

Installing and integrating process control systems, automation technologies, and instrumentation to enhance plant performance and ensure operational efficiency.

## Commissioning and Start-Up

### 1. Commissioning Plan Development :

Formulating a comprehensive commissioning plan that delineates the necessary steps to transition the plant from construction completion to full operational status.

### 2. Testing and Validation :

Executing a series of tests to confirm that all systems, equipment, and processes conform to design specifications and performance criteria. This includes mechanical completion checks, functional testing, and system integration testing.

### 3. Training and Handover :

Delivering training for plant operators and maintenance personnel, accompanied by comprehensive documentation and manuals to facilitate seamless plant operations. The handover process also ensures that all warranties, guarantees, and contractual obligations are fulfilled.

## Post-Commissioning Support

### 1. Optimization and Performance Monitoring :


Providing ongoing support to enhance plant performance, which includes fine-tuning processes, improving recovery rates, and minimizing operational costs.

### 2. Maintenance Planning :

Assisting in the development of a robust maintenance strategy, which encompasses preventive and predictive maintenance schedules, spare parts management, and equipment reliability analysis.

### 3. Remote Support and Troubleshooting :

Offering remote monitoring and troubleshooting services to address operational challenges and ensure minimal downtime.



## **Advantages of Engaging Rexline**

### **1. Single Point of Responsibility :**

As the EPC contractor, Rexline manages all facets of the project—from design through construction and commissioning—thereby reducing coordination challenges and simplifying communication.

### **2. Cost and Time Efficiency :**

Our comprehensive approach often leads to reduced costs and shorter project timelines by streamlining procurement, construction, and commissioning processes.

### **3. Expertise and Innovation :**

Clients benefit from our specialized knowledge, advanced technologies, and innovative practices that optimize plant performance while minimizing environmental impact.

### **4. Risk Mitigation :**

We ensure a clear allocation of risks between the client and the contractor, including guarantees related to cost, performance, and project completion.

## **Key Considerations for Selecting Rexline**

### **1. Experience and Track Record :**

Rexline boasts extensive experience in mining projects, particularly those involving the specific minerals you are targeting (e.g., gold, copper, iron ore).

### **2. Technical Capability:**

Our in-house expertise encompasses process engineering, environmental compliance, and project management, complemented by access to cutting-edge technology and software.

### **3. Financial Stability :**

Rexline possesses the financial resources necessary to manage large-scale projects and effectively address unforeseen challenges.

### **4. Local Knowledge :**

Our understanding of local regulations, conditions, and logistics is essential for ensuring smooth project execution.

### **5. Communication and Collaboration :**

Effective communication and collaboration among the EPC contractor, the client, and other stakeholders are critical to the success of the project.



# Rexline Mechanical Engineering Services

---

## Commitment to Excellence

At Rexline, we are dedicated to delivering quality services that ensure outstanding client success. Our collaborative approach to projects and the strong relationships we build with our clients are at the core of our commitment. Our mechanical engineering team specializes in the development, installation, operation, and maintenance of machinery, focusing on solving practical engineering problems and enhancing efficiency for our clients.


## Our Services

Rexline offers a comprehensive range of mechanical engineering services, including but not limited to:

1. **Building Automation and Energy Management**
  - Implementation of automated systems to optimize energy use and enhance operational efficiency.
2. **Heating, Ventilation, and Air Conditioning (HVAC) Systems**
  - Design and installation of HVAC systems tailored to meet thermal comfort and specific process requirements.
3. **Smoke Extraction and Control**
  - Development of systems for effective smoke management in compliance with safety regulations.
4. **Central Thermal Plant Systems**
  - Installation and maintenance of chillers, boilers, and cooling towers for efficient temperature control.
5. **Air Handling Systems**
  - Provision of pre-packaged, built-up, and fan coil unit components for effective air distribution.
6. **Air and Water Filtration Systems**
  - Solutions for maintaining air and water quality through advanced filtration technologies.
7. **Humidification and Dehumidification Systems**
  - Customized systems to regulate humidity levels for specific applications.
8. **Water Treatment Systems**
  - Comprehensive water treatment solutions to ensure compliance with health and safety standards.
9. **Packaged Air Conditioning Equipment**
  - Supply and installation of air-cooled, packaged air conditioning units.
10. **Computer Room Air Conditioning Systems**
  - Specialized cooling solutions for data centers and computer rooms.
11. **Plant and Equipment Spatial Requirements**
  - Assessment and planning of spatial needs for mechanical installations.
12. **Ductwork and Air Distribution Systems**
  - Design and installation of ductwork for efficient air distribution.
13. **Ventilation Systems**
  - Development of exhaust ventilation systems, including specialized applications.








# Rexline Mechanical Engineering Services

---

## Our Services

14. **Smoke Hazard Management Systems**
  - Implementation of smoke exhaust and stair pressurization systems for safety.
15. **Radiant Heating Systems**
  - Installation of radiant heating solutions for enhanced comfort.
16. **Passive and Active Chilled Beams**
  - Advanced cooling solutions for energy-efficient temperature control.
17. **Vibration and Acoustic Attenuation**
  - Solutions to minimize noise and vibration in mechanical systems.
18. **Integration of ESD Initiatives**
  - Seamless integration of energy-saving design initiatives with HVAC services and control systems.
19. **Vertical Transportation and Crane Systems**
  - Design and installation of elevators and crane systems for efficient material handling.
20. **Automatic Controls and Building Management Systems (BMS)**
  - Development of intelligent control systems for building management.
21. **Fire Alarm System Interfaces**
  - Integration of mechanical systems with fire alarm systems for enhanced safety.
22. **Energy Management System (EMS) Interfaces**
  - Interfaces for ESD metering and verification to optimize energy use.
23. **Electrical Services Associated with Mechanical Plant and Equipment**
  - Comprehensive electrical services to support mechanical installations.
24. **Building Condition Assessments**
  - Thorough assessments to evaluate the condition of mechanical systems.
25. **Commissioning and Handover**
  - Ensuring systems are fully operational and meet client specifications before handover.





**REXLINE**  
ENGINEERING

# Rexline Structural Engineering Services

## Foundational Excellence in Structural Engineering

Structural Engineering has been one of Rexline's cornerstone services since our inception. With a dedicated team of over 100 engineers, we proudly serve clients across multiple sectors nationwide. As Rexline has evolved, our Structural Engineering team has taken the lead in ensuring seamless coordination with other engineering services, fostering trust with design teams and building contractors to deliver practical and innovative solutions.

Our focus is on providing high-impact engineering solutions that contribute to resilient and sustainable infrastructure. Navigating complex operational and staging requirements, our experienced team has a proven track record in working with steel, timber, and concrete.

## Our Services

Rexline offers a comprehensive range of structural engineering services, including:

1. **Bridges**
  - Design and construction of various bridge types, ensuring safety and durability.
2. **Commercial Structures**
  - Engineering solutions for commercial buildings, from design to execution.
3. **Domestic Extensions**
  - Structural support for residential extensions, enhancing living spaces.
4. **New Builds**
  - Comprehensive structural design and engineering for new construction projects.
5. **Heavy Industrial**
  - Specialized engineering for heavy industrial facilities, ensuring compliance and safety.
6. **Bulk Handling**
  - Design and implementation of structures for bulk material handling systems.
7. **High Rise Structures**
  - Engineering services for high-rise buildings, focusing on stability and resilience.
8. **Industrial Facilities**
  - Structural solutions tailored for various industrial applications.
9. **Institutional / Educational Buildings**
  - Design & construction of educational and institutional facilities, prioritizing functionality & safety.
10. **Legal / Expert Witness Services**
  - Providing expert analysis and testimony in legal matters related to structural engineering.
11. **Precast / Prestressed Concrete**
  - Expertise in precast and prestressed concrete design and construction.
12. **Remedial Works**
  - Structural assessments and remediation services for existing structures.
13. **Retail Structures**
  - Engineering solutions for retail environments, enhancing customer experience and safety.
14. **Temporary / Entertainment Structures**
  - Design and engineering of temporary structures for events and entertainment purposes.





**REXLINE  
ENGINEERING**

# Rexline Electrical Engineering Services

---

## Enhancing Reliability and Efficiency in Electrical Systems


At Rexline, we deliver engineering consulting services aimed at improving the reliability, productivity, and efficiency of our clients' buildings and systems.

By analyzing our clients' current assets and challenges, we gain a deep understanding of their business drivers and goals, allowing us to design tailored solutions that enhance system availability, performance, and efficiency.

Our electrical engineering team possesses extensive expertise in both Low Voltage (LV) and Medium Voltage (MV) applications across various industry sectors.

We provide customized recommendations for innovative, safe, and reliable electrical systems and subsystems, ensuring compliance with current standards and regulations. Our balanced in-house team has cultivated strong relationships across the supply chain, from suppliers to building contractors, ensuring that everyone understands the context of the brief, design intent, and constructability.






## Our Services

Rexline offers comprehensive planning, design, and project management services across all commercial and industrial sectors. Our consulting services include:

1. **Electrical Infrastructure Capacity Requirements**
  - Assessment of operational needs to determine capacity requirements.
2. **Power Supply Review**
  - Evaluation of existing power supply and maximum demand calculations based on proposed works.
3. **Substation Location Review**
  - Analysis of substation locations and associated works for optimal performance.
4. **Power Distribution Systems**
  - Design and implementation of power distribution systems, including earthing solutions.
5. **Power Outlets and Supplies**
  - Provision of power outlets and supplies to plant as specified by service designers.
6. **Lightning Protection Services**
  - Design and installation of lightning protection systems to safeguard infrastructure.
7. **Lighting Design for Internal Spaces**
  - Comprehensive lighting design solutions for various internal environments.
8. **Security, Façade, and Building Feature Lighting**
  - Innovative lighting solutions for security, building façades, and architectural features.
9. **Landscape Lighting Design**
  - Lighting design and power supply solutions for landscape areas.
10. **Emergency Lighting and Exit Signage**
  - Design and implementation of emergency lighting systems and exit signage for safety compliance.





**REXLINE**  
ENGINEERING

# Rexline Electrical Engineering Services

## Innovative Solutions and Expertise

Our team of experienced Electrical Engineers possesses the technical expertise to provide innovative and cost-effective design solutions in:

- High, Medium, and Low Voltage Electrical Distribution Systems
- Emergency Power Generation and Distribution
- Uninterruptible Power Supply (UPS) Systems
- Lightning Protection and Grounding Systems
- Exit and Emergency Lighting
- Power Control Systems
- Lighting Design
- Structured Cabling Systems
- Intruder Detection and Access Control Systems
- MATV Systems
- Nurse Call Systems
- Home Automation





**REXLINE**  
ENGINEERING



## Rexline Civil Engineering Services

---

### **Excellence in Civil Engineering Solutions**

The Rexline Civil Engineering team is an integral part of our core service offerings across all national offices. Our delivery approach emphasizes full integration with Building Information Modeling (BIM) software, streamlining coordination and collaboration within larger multi-service design engineering teams.


Over the years, we have established trusted relationships with our clients, consistently delivering design excellence across various sectors, including Defence, Health, Education, Sports, Land Development, and Infrastructure.

Our extensive portfolio encompasses 12D design for major road infrastructure works, large-scale subdivisions, and civil infrastructure for business parks, campuses, mixed-use precincts, and smaller building projects that address complex services infrastructure requirements. Typical services infrastructure needs include flood modeling, drainage, bulk earthworks, and site utility servicing.

---

# Rexline Civil Engineering Services

---



**REXLINE  
ENGINEERING**

## Our Services

Rexline offers a comprehensive range of civil engineering services, including:

### Land Development

- Roads :  
Design and construction of road networks to support land development.
- Stormwater Drainage :  
Effective drainage solutions to manage stormwater runoff.
- Water Reticulation :  
Design of water supply systems for residential and commercial developments.
- Sewer Reticulation :  
Comprehensive sewer systems to ensure efficient waste management.
- Electrical :  
Integration of electrical services within land development projects.
- Lighting :  
Design and implementation of lighting solutions for safety and aesthetics.

### Public Domain and Carparks

- Siteworks Levels :  
Establishing appropriate site levels for construction.
- Grading :  
Grading services to prepare sites for development.
- Utilities Services and Stormwater Drainage :  
Coordination of utility services and drainage for public amenities.
- Amenity Facilities :  
Design of public amenities to enhance community spaces.
- Car Parking :  
Efficient design of parking facilities to accommodate user needs.
- Playgrounds :  
Development of safe and engaging playgrounds for communities.
- Cycleways :  
Design of cycle paths to promote sustainable transport.
- Sporting Facilities :  
Engineering solutions for sports infrastructure.
- Street/Area Revitalization :  
Enhancing urban spaces through thoughtful design.
- General Landscape :  
Landscape design to improve aesthetics and functionality.

### Rural and Urban Roads

- RMS Technical Services Registration Scheme Member :  
Compliance with industry standards.
- Geometric Design for Widening :  
Engineering solutions for road widening projects.
- Safety Improvements :  
Enhancements to improve road safety.
- Pavement Rehabilitation :  
Restoration of existing pavement structures.

# Rexline Civil Engineering Services

---

## Our Services

Rexline offers a comprehensive range of civil engineering services, including:

### Intersections

- Geometric Design for Urban and Rural Road Intersections:  
Efficient design of intersections for traffic flow.
- Roundabouts:  
Design and implementation of roundabouts for improved traffic management.
- Signalized Intersections :  
Engineering solutions for signalized traffic control.
- Road Safety Audits :  
Comprehensive audits to assess and improve road safety.
- Works Authorisation Deed Designs :  
Preparation of designs for works authorization.
- Independent Design/Construction Verification :  
Management of specialist subconsultants for quality assurance.


### Stormwater Drainage

- Urban and Rural Road Drainage :  
Effective drainage solutions for road infrastructure.
- Major Catchment Drainage and Flooding :  
Design of drainage systems to manage flood risks.
- Water Sensitive Urban Design :  
Sustainable design practices for urban water management.
- Water Quality Treatment :  
Solutions for treating stormwater to meet quality standards.
- Stormwater Management :  
Comprehensive management strategies for stormwater.
- Erosion and Sediment Controls :  
Implementation of controls to prevent erosion and sedimentation.

### Building Structures and Services

- Structures and Building Services :  
Engineering solutions for water supply, fire protection, sewer, gas, electricity, communications, and lighting.





**REXLINE**  
ENGINEERING

## Rexline BIM Services


---


### **Innovative Engineering Solutions through Building Information Modeling**

At Rexline, our highly skilled technical design and documentation specialists leverage advanced 3D software and the latest technologies to deliver engineering solutions that are sustainable, future-proof, and cost-effective for our clients. As an early adopter of 3D technology, we have fully integrated 3D building modeling into our daily processes, ensuring that our BIM and detailing team can provide exceptional service across a wide range of projects.

Our extensive project experience spans various sectors, including Materials Handling, Building, Industrial, Commercial, Petrochemical, Dangerous Goods, Directional Drilling, Hydraulic Services, and Aquatics. BIM is integral to creating and delivering cost-effective and seamless projects, enabling us to provide all levels of modeling accuracy, from concept to tender and construction.

By employing the latest technologies and innovations, we offer our clients systems that streamline their projects, facilitate stakeholder collaboration, and ultimately save valuable time and money throughout all project phases—from design and construction to ongoing operations and facilities management.





# Rexline BIM Services

---

## Our Services

Rexline offers a comprehensive range of mechanical engineering services, including but not limited to:

### Outputs

- Concept Schematics :  
Initial design concepts to visualize project scope.
- Detailed Mechanical Tolerancing :  
Precision tolerancing to ensure quality and accuracy in fabrication.

### Key Benefits

- Complete and Intimate Design :  
Emphasis on detail to enhance overall project quality.
- Reduced Double Handling :  
Minimization of errors and risks associated with fabrication.
- Efficiency of Time and Cost :  
Streamlined processes that save both time and money.


### Output Formats


We can provide the following output formats to suit client requirements:

- 3D Model for Fabricator Use :  
Detailed models for accurate fabrication.
- Structural Marking Plans :  
Clear plans for structural elements.
- Arrangement Detail Drawings :  
Comprehensive drawings for project layout.
- Detail Drawings Including Fitment Sheets :  
Precise drawings for component fitment.
- .nc Files for Automated Fabrication Equipment :  
Files compatible with CNC machinery.
- STEP and Parasolid Files for FEA Software :  
Formats for Finite Element Analysis.

### Additional Modeling Services

- File Compatibility Management :  
Ensuring seamless transfer and sharing of information across platforms.
- Modeling of Existing Structures :  
Asset management and expansion modeling for existing facilities.





# Rexline Geotechnical Survey Services

## Expertise in Geotechnical Engineering

Geotechnical Engineering is essential for understanding the strength and deformation properties of soil and other materials, including clay, silt, sand, rock, and snow. Our geotechnical services encompass a range of specialist fields, including soil and rock mechanics, geophysics, hydrogeology, and geology. At Rexline, we are committed to providing comprehensive geotechnical solutions that support the safe and effective planning and construction of structures.

## Our Services

Rexline offers a variety of geotechnical survey services, including:

### Soil Classification

#### - Carrying Capacity Assessment :

Determining the soil's ability to support loads from structures, ensuring safety and stability.

### Groundwater Analysis

#### - Slope Stability and Consolidation Studies :

Evaluating groundwater conditions to assess their impact on the stability of slopes and the consolidation of soil, which is critical for structural planning.

### Soil Parameter Determination

#### - Material Selection :

Analyzing soil parameters to inform the selection of appropriate materials for construction projects.

### Laboratory Testing

Our state-of-the-art Test Laboratory is equipped to perform a wide range of soil tests, including:

#### - Standard Penetration Test (SPT) :

Onshore, offshore, and nearshore testing to evaluate soil resistance.

#### - Cone Penetration Test (CPT) :

Continuous profiling of soil stratigraphy and strength.

#### - Dynamic Cone Penetrometer Test :

Assessing soil strength and density.

#### - Laboratory Testing :

Comprehensive testing for various soil properties.

#### - Downhole Seismic Testing :

Evaluating subsurface conditions through seismic methods.

#### - CPTU (Cone Penetration Test with Pore Pressure Measurement) :

10-ton capacity testing for detailed soil profiling.

#### - California Bearing Ratio (CBR) Testing :

Determining the strength of subgrade soil for pavement design.



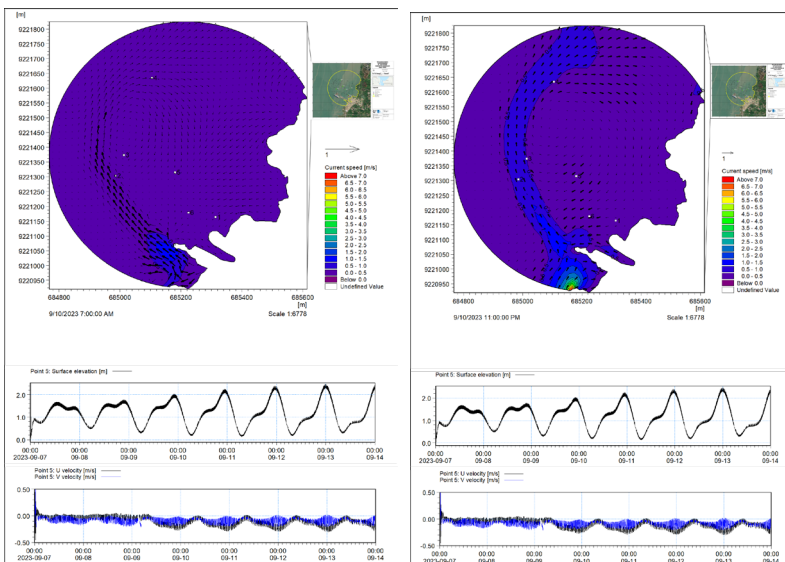



**REXLINE  
ENGINEERING**

# Rexline Metrocean and Environmental Survey Services

## Comprehensive Metrocean and Environmental Solutions

Rexline provides specialized Metrocean and Environmental survey services for rivers and seas, essential for investigations related to oil and gas exploration, offshore construction, and dredging activities. Our comprehensive studies involve the collection of water samples and the assessment of current and long-term weather conditions, tides, and underwater noise levels.



# Rexline Metrocean and Environmental Survey Services

## Our Services

Rexline's Metrocean and Environmental survey services include a wide range of measurements & assessments, such as:

### Survey Parameters

#### - Bathymetry Survey :

Utilizing both Multibeam and Single Beam Echo Sounders to map underwater topography and depth.

#### - Metrocean Measurements :

- Tide Gauge : Monitoring tidal fluctuations.
- Current Measurements : Assessing water currents for navigation & environmental impact.
- Wave Analysis : Evaluating wave patterns and their implications for coastal and offshore projects.
- Climate Data : Collecting long-term weather data to inform project planning.

#### - Sediment Coring :

- Seabed Analysis : Extracting sediment samples to study the composition and characteristics of the seabed.

#### - Geophysical Surveys :

- Analog Geophysical Survey with Sub-bottom Profiler : Investigating subsurface geological features.
- Side Scan Sonar : Mapping the seafloor and identifying underwater structures.
- Magnetometer Surveys : Detecting magnetic anomalies to locate submerged objects or geological features.

#### - Marine Ecology Survey :

- Assessing marine life, including biota, fisheries, coral reefs, and artificial reefs to understand ecological impacts.

#### - Reclamation and Dredging Design :

- Ocean Modelling : Designing reclamation and dredging projects based on hydrodynamic modeling.
- Supervision of Dredging and Reclamation : Providing oversight to ensure compliance with environmental standards and project specifications.





**REXLINE  
ENGINEERING**



TITIK AKUISISI GEOLISTRIK 2D

TITIK KE :



HARI/TANGGAL  
Jumad. 13/03/2023

LOKASI  
KUBU, BALI

KOORDINAT :

KLIEN : PT PLN 61-150 KV

## Rexline Geophysical Survey Services

---


### Comprehensive Geophysical Survey Solutions

Rexline specializes in geophysical surveys, which involve the systematic collection and analysis of geophysical data for spatial studies. Our expertise in detecting and analyzing geophysical signals is crucial for understanding seismic activities and the internal structure of the Earth. By utilizing advanced techniques in electromagnetic and gravitational field analysis, we provide valuable insights for various applications, including field development and drilling.

---

# Rexline Geophysical Survey Services

---



**REXLINE**  
**ENGINEERING**

## Our Services

Rexline offers a wide range of geophysical survey services, including:

### Geohazard Survey

#### - 2D/3D High-Resolution Surveys :

Conducting detailed surveys to identify geohazards prior to field development and drilling phases, ensuring safety and compliance.

### Geolistrik

#### - Soil Resistivity Testing :

Measuring the resistivity of soil to assess its electrical properties, which is essential for various engineering applications.

### Hydrographic Survey

#### - Waterway Mapping :

Conducting surveys to map underwater features and assess water depths, crucial for navigation and construction projects.

### Pipeline Route and Post-Laid Surveys

#### - Pipeline Assessments :

Evaluating proposed pipeline routes and conducting post-laid surveys to ensure compliance with design specifications and environmental standards.

### Magnetometer/UXO & Site Surveys

#### - Magnetometer Surveys :

Detecting magnetic anomalies to locate unexploded ordnance (UXO) and other subsurface objects, enhancing site safety.

### Deepwater Site Surveys

#### - AUV Operations :

Utilizing Autonomous Underwater Vehicles (AUVs) for deepwater site surveys, providing high-resolution data for offshore projects.

### Proven Search and Rescue Operations


#### - Emergency Response :

Implementing geophysical techniques in search and rescue operations to locate missing persons or objects.

### Desktop Studies

#### - Preliminary Assessments :

Conducting desktop studies to analyze existing data and provide initial insights for project planning.



**REXLINE  
ENGINEERING**

# Rexline Survey and Mapping Services

## Precision in Surveying for Successful Engineering Projects

The early stages of an engineering project are critical to its overall success. Accurate and comprehensive data regarding the project area is essential before any planning can commence. At Rexline, we recognize the importance of precise data collection and analysis, and we are equipped with the latest technology and techniques to gather the necessary information to define project specifications.

Our team of professionals specializes in topographic and hydro-oceanographic surveys, ensuring that we can meet all your surveying needs with accuracy and efficiency.

## Our Services

Rexline offers a comprehensive range of survey and mapping services, including:

### Establishment of Control Survey

- Using ETS, DGPS, and Precise Level :  
Establishing reliable control points for accurate spatial referencing in all surveying activities.

### Topographic Terrestrial Mapping

- Detailed Mapping Services :  
Creating accurate topographic maps that provide essential information about the terrain, including elevations, contours, and natural features.

### DGPS Drone – UAV Mapping

- Aerial Surveying :  
Utilizing Differential Global Positioning System (DGPS) technology and Unmanned Aerial Vehicles (UAVs) for high-resolution aerial mapping, enabling efficient data collection over large areas.

### Building Verticality Monitoring

- Structural Assessments :  
Monitoring the vertical alignment of buildings and structures to ensure compliance with design specifications and safety standards.







**REXLINE**  
ENGINEERING

## We Are Ready For Any Challenges CONNECT WITH US

### Head Office

Jl. Raya Kupang Baru No.74, Sonokwijenan, Kecamatan  
Sukomanunggal, Surabaya, Jawa Timur 60189

### Site Office

Jalan Kolonel Untung Suropati Nomor 69, Sungai Lunuk, Kec.  
Tanah Siang, Kabupaten Murung Raya, Kalimantan Tengah  
73911

### Heavy Fabrication

KM10 Jalan Raya Mantub, Dsn. Takeranklanting  
Ds. Takeranklanting, Kec. Tikung, Lamongan  
Jawa Timur 62280

**Call Us for more information :**

### Sales Contact Details :

Akhil : +(62) 811 1910 3695

Rani : +(62) 811 1910 3700

Email : [salesteam@rexlineengineering.com](mailto:salesteam@rexlineengineering.com)

[www.rexlineengineering.com](http://www.rexlineengineering.com)